



- ▶ Compatible with Analogue Systems
- ▶ Detects and Locates Leaks
- ▶ IP67 Protection Marking

Description

The FG-ACP-A is an analogue point sensor for acids / corrosive chemical liquids and water leak detection. It is designed to be used with TTK FG-ALS8, FG-ALS4, FG-ALS or FG-A control unit to give instant detection of liquid leaks.

In the event of liquid leak or cable break on the FG-ACP-A, the connected unit will respond as follows:

- An audible alarm is triggered and a relay is activated.
- The location of the leak in meters is displayed on the panel screen.

Key Advantages

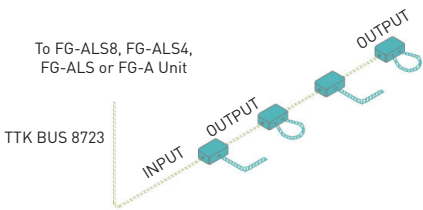
- Available in three models: sense cable in U-shape, in L-shape and in Customised Version to suit different environments.
- The electrical continuity is made with a length of TTK BUS cable connected to various FG-ACP-A and the control panel.
- PG7 glands on the box sides make jumper cabling quick and easy.
- The LED on the front face of the box indicates the box's status in real time:
 - Blinking green: normal, no alarm.
 - Blinking red: leak detected on the box.
 - No LED light: cablebreak detected on the box or loss of communication.
- The FG-ACP-A detects and locates rapidly a liquid leak that comes in contact with it.
- The FG-ACP-A detects any break or cut to the cable.
- The FG-ACP-A ensures permanent protection in areas at risk of acids and water leakage.
- A simple bi-annual test is all that is required.

Technical Data

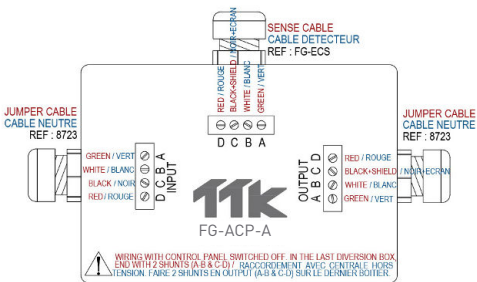
Compatibility	Alarm units: FG-AL8, FG-ALS4, FG-ALS, FG-A
Reusability	Reusable, as long as the cable hasn't been damaged by prolonged immersion in liquid
Drying Time for Cable After Leak	Less than 10 seconds
Sense Cable Material & Nominal Diameter	PVDF, 7.5 mm (± 0.5 mm)
Sensor Wires Material & Diameter	PVDF, 1.2 mm
Core Material	PVDF
Minimum Bend Radius	20 mm
Sense Cable Colour	Green and light gray
Operating Temperature	-15°C to +55°C (Note: The sense cable itself is rated for temperatures up to +85°C.)
Ingress Protection	IP 67
Enclosure Type	ABS Polylac 707 (a natural ABS), UL94HB
Dimensions (W,H,D)	105mmW x 75mmH x 55mmD

Connection Schematic

- The two models: sense cable in U-shape and L-shape can be mixed in one circuit.
- Maximum:
 - 10 FG-ACP-A connected to one circuit of the FG-ALS8 unit;
 - 4 FG-ACP-A connected to one circuit of the FG-ALS4 unit;
 - 4 FG-ACP-A connected to the only one circuit of the FG-ALS unit;
 - 1 FG-ACP-A connected to the only one circuit of the FG-A unit.
- In the schematic, INPUT corresponds to the TTK BUS 8723 cable coming from the control panel; OUTPUT corresponds to the TTK BUS 8723 cable leaving towards the following FG-ACP-A.
- In the last FG-ACP-A, two shunts on the OUTPUT terminal, one between Green and White (A-B), and another one between Black and Red (C-D).

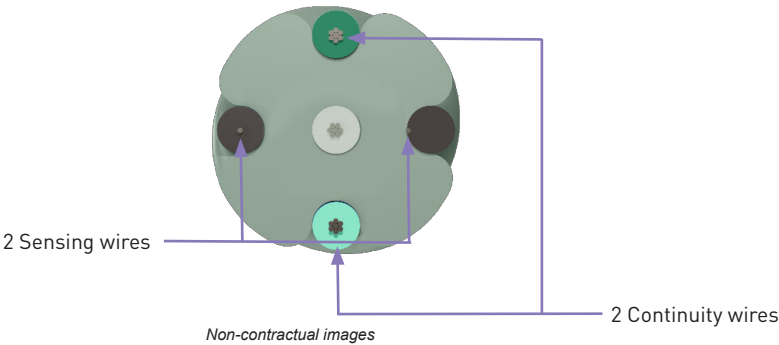


Product Information



FG-ACS Sense Cable Cutting View

2 communication wires and 2 detection and location wires



Product Diagram



Identification Codes

FG-ACP-AU	Analog Point Sensor in U-shape for Acids Detection
FG-ACP-AL	Analog Point Sensor in L-shape for Acids Detection
FG-ACP-A Customised Version	Including 2 Following Elements: <ul style="list-style-type: none">• FG-ACP-A: Enclosure• FG-ACS Sense Cable: at a Specified Length

Certification



FG-ACS sense cable is compliant to NFPA 262 (known also as UL910). NFPA: National Fire Protection Association
All TTK sense cables are designed as a part of the leak detection system and were used for the approval certification for TTK monitoring panels.

- FG-NET and FG-SYS are UL Listed.
- FG-NET system is certified FM7745.

This brochure has been carefully prepared to ensure technical accuracy but is only intended for promotional use. TTK cannot guarantee that the information contained herein contains no errors or omissions, and hence does not accept responsibility related to the use of its equipment. TTK maintain its obligations set forth in the Standard Terms and Conditions of Sale and will not, under any circumstances, assume liability for any incidental damages, indirect or consequential, arising from the sale, resale, use or misuse of this project. The purchaser(s) accept their responsibility as the sole judge(s) of the adaptability of the product for the intended use. FG-NET, FG-SYS and TOPSurveillance are trademarks of TTK S.A.S. © TTK 2025

- TTK UK Ltd. / 3 Luke Street London EC2A 4PX / United Kingdom / T : 0207 729 6002 / F : 0207 729 6003 / www.ttkuk.com / sales@ttkuk.com
- TTK Pte Ltd. / #09-05, Shenton House, 3 Shenton Way / Singapore 068805 / T: +65-6220.2068 / M: +65.9271.6191 / F: +65-6220.2026 / www.ttk.sg / sales@ttk.sg
- TTK Asia Ltd. / 2107-2108 Kai Tak Commercial Building / 317 Des Voeux Road Central / Hongkong / T: +852.2858.7128 / F: +852.2858.8428 / www.ttkasia.com / info@ttkasia.com
- TTK Middle East FZCO / Building 6EA, Office 510 PO Box 54925 / Dubai Airport Free Zone / UAE / T: +971 4 70 17 553 / M: +971 50 259 66 29 / www.ttkuk.com / cgalmiche@ttk.fr
- TTK Headquarters / 19, rue du Général Foy / 75008 Paris / France / T : +33.1.56.76.90.10 / F : +33.1.55.90.62.15 / www.ttk.fr / ventes@ttk.fr