

- ▶ Compatible with Digital Systems
- ▶ Detects and Locates Leaks
- ▶ IP67 Protection Marking

Description

The FG-ECP is a digital point sensor for water leak detection. It is designed to be used with TTK digital units FG-SYS, FG-NET or FG-BBOX to give instant detection of liquid leaks.

In the event of liquid leak or cable break on the FG-ECP, the connected digital unit will respond as follows:

- An audible alarm is triggered and a relay is activated.
- The location of the leak (address of the FG-ECP) and details of the fault (the type of fault: leak or cable break) are displayed on the screen.
- Event report is sent to the BMS via MODBUS /JBUS protocol.

Key Advantages

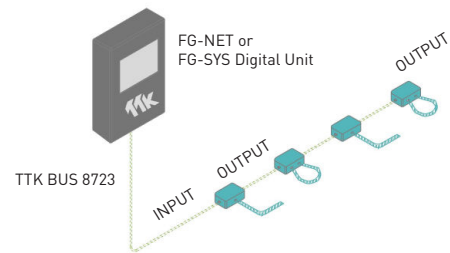
- Available in four models: three equipped with a sense cable (U-shaped, L-shaped, or with customisable length) and one model without cable, equipped with two stainless steel probes (FG-ECP-M) to adapt to different environments.
- The digital communication is made with a length of TTK bus 8723 connected to various FG-ECP and the digital unit.
- PG7 glands on the box sides make jumper cabling quick and easy.
- The LED on the front face of the box indicates the box's status in real time:
 - Blinking green: normal, no alarm.
 - Blinking red: leak detected on the box.
 - No LED light: cablebreak detected on the box or loss of communication.
- The FG-ECP detects and locates rapidly a liquid leak that comes in contact with it.
- The FG-ECP detects any break or cut to the cable (for models equipped with a cable).
- The sense cable FG-ECS used in the affected models has a non-absorbent structure. It resets automatically within a few seconds after the leak has been eliminated.
- The FG-ECP is small and light. It is ideally suited for environments as plantrooms, bundled areas, drip trays, etc.
- The FG-ECP ensures permanent protection in areas at risk of water leakage.
- A simple bi-annual test is all that is required.

Technical Data

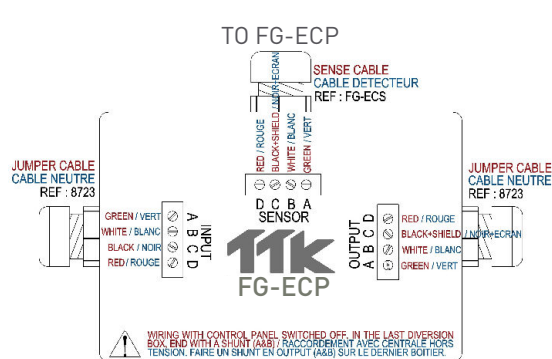
Compatibility	Digital units: FG-SYS; FG-NET; FG-BBOX
Reusability	Reusable, as long as the cable hasn't been damaged by prolonged immersion in liquid
Drying Time for Cable After Leak	Less than 10 seconds
Sense Cable Nominal Diameter	8 mm (± 0.5 mm)
Stainless Steel Probe Diameter (FG-ECP-M Model)	Ø20mm
Sense Cable Colour	Dark blue
Operating Temperature	-15°C to +55°C (Note: The sense cable itself is rated for temperatures up to +85°C.)
Ingress Protection	IP 67
Enclosure Type	ABS Polylac 707 (a natural ABS), UL94HB
Dimensions (W,H,D)	105mmW x 75mmH x 55mmD

Connection Schematic

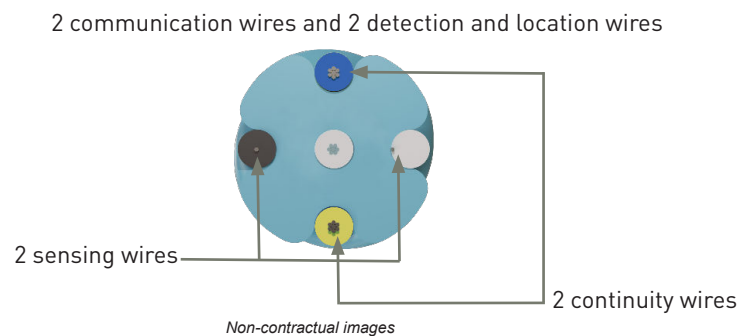
- The four models can be mixed in one circuit of a digital unit.
- FG-ECP can also be installed in the same circuit with digital water / acids sense cables.
- Maximum: 40 FG-ECP (40 addresses) connected to one circuit of the digital unit.
- In the schematic, INPUT corresponds to the TTK BUS 8723 cable coming from the digital unit; OUTPUT corresponds to the TTK BUS 8723 cable leaving towards the following FG-ECP.
- On the last FG-ECP point sensor, a shunt (A&B) on the OUTPUT side must be made.



Product Information



FG-ECS Sense Cable Cutting View



Product Diagram



FG-ECP in U-shape



FG-ECP in L-shape



FG-ECP Customised Version
Attention: Sense cable is to be ordered separtated. The sensor length and jumper length are to be precised when ordering.



FG-ECP with stainless steel probes

Identification Codes

FG-ECP-U	Addressable Point Sensor in U-shape for Water Detection
FG-ECP-L	Addressable Point Sensor in L-shape for Water Detection
FG-ECP-M	Addressable Point Sensor Stainless Stell Probes for Water Detection
FG-ECP Customised Version	Including 2 Following Elements: <ul style="list-style-type: none">• FG-ECP: Enclosure• FG-ECS Sense Cable: at a Specified Length

Certification



All TTK sense cables are designed as a part of the leak detection system and were used for the approval certification for TTK monitoring panels.

- FG-NET and FG-SYS are UL Listed.
- FG-NET system is certified FM7745.

This brochure has been carefully prepared to ensure technical accuracy but is only intended for promotional use. TTK cannot guarantee that the information contained herein contains no errors or omissions, and hence does not accept responsibility related to the use of its equipment. TTK maintain its obligations set forth in the Standard Terms and Conditions of Sale and will not, under any circumstances, assume liability for any incidental damages, indirect or consequential, arising from the sale, resale, use or misuse of this project. The purchaser(s) accept their responsibility as the sole judge(s) of the adaptability of the product for the intended use. © TTK 2025

- TTK UK Ltd. / 3 Luke Street / London EC2A 4PX / United Kingdom / T : +44 207 729 6002 / F : +44 207 729 6003 / www.ttkuk.com / sales@ttkuk.com
- TTK Pte Ltd. / #09-05, Shenton House, 3 Shenton Way / Singapore 068805 / T: +65.6220.2068 / M: +65.9271.6191 / F: +65-6220.2026 / www.ttk.sg / info@ttkasia.com
- TTK Asia Ltd. / 2107-2108 Kai Tak Commercial Building / 317 Des Voeux Road Central / Hongkong / T: +852.2858.7128 / F: +852.2858.8428 / www.ttkasia.com / info@ttkasia.com
- TTK Middle East FZCO / Building 6EA, Office 510 PO Box 54925 / Dubai Airport Free Zone / UAE / T: +971 4 70 17 553 / M: +971 50 259 66 29 / www.ttkuk.com / cgalimiche@ttk.fr
- TTK Headquarters / 19, rue du Général Foy / 75008 Paris / France / T : +33.1.56.76.90.10 / F : +33.1.55.90.62.15 / www.ttk.fr / ventes@ttk.fr