



- ▶ Compatible with Analogue Systems
- ▶ Detects and Locates Leaks
- ▶ IP67 Protection Marking

## Description

The FG-ECP-A is an analogue point sensor for water leak detection. It is designed to be used with TTK FG-ALS8, FG-ALS4 or FG-A control unit to give instant detection of liquid leaks.

In the event of liquid leak or cable break on the FG-ECP-A, the connected unit will respond as follows:

- An audible alarm is triggered and a relay is activated.
- The location of the leak (address of the FG-ECP-A) is displayed on the screen.

## Key Advantages

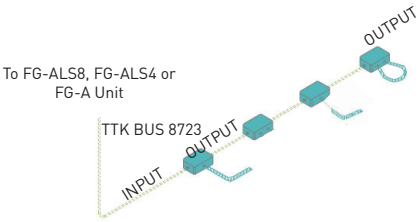
- Available in four models: three equipped with a sense cable (U-shaped, L-shaped, or with customisable length) and one model without cable, equipped with two stainless steel probes (FG-ECP-AM) to adapt to different environments.
- The electrical continuity is made with a length of TTK BUS cable connected to various FG-ECP-A and the control panel.
- PG7 glands on the box sides make jumper cabling quick and easy.
- The LED on the front face of the box indicates the box's status in real time:
  - Blinking green: normal, no alarm.
  - Blinking red: leak detected on the box.
  - No LED light: cablebreak detected on the box or loss of communication.
- The FG-ECP-A detects rapidly a liquid leak that comes in contact with it.
- The FG-ECP-A detects any break or cut in the cable (for models equipped with a cable).
- The sense cable FG-ECS used in the affected models has a non-absorbent structure. It resets automatically within a few seconds after the leak has been eliminated.
- The FG-ECP-A is small and light. It is ideally suited for environments as plantrooms, bunded areas, drip trays, etc.
- A simple bi-annual test is all that is required.

## Technical Data

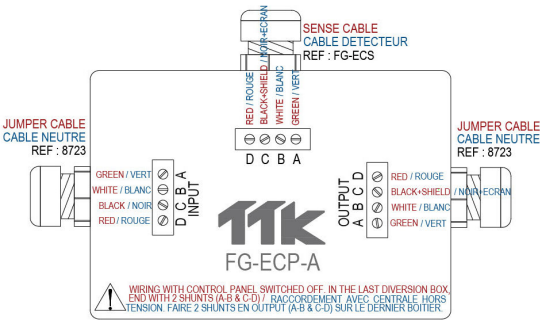
<b>Compatibility</b>	Alarm units: FG-AL8, FG-ALS4, FG-ALS, FG-A
<b>Reusability</b>	Reusable, as long as the cable hasn't been damaged by prolonged immersion in liquid
<b>Drying Time for Cable After Leak</b>	Less than 10 seconds
<b>Sense Cable Nominal Diameter</b>	8 mm (± 0.5 mm)
<b>Stainless Steel Probe Diameter (FG-ECP-AM Model)</b>	Ø20mm
<b>Sense Cable Colour</b>	Dark blue
<b>Operating Temperature</b>	-15°C to 55°C (Note: The sense cable itself is rated for temperatures up to +85°C.)
<b>Ingress Protection</b>	IP 67
<b>Enclosure Type</b>	ABS Polylac 707 (a natural ABS), UL94HB
<b>Dimensions (W,H,D)</b>	105mmW x 75mmH x 55mmD

# Connection Schematic

- The four models can be mixed in one circuit of an analogue panel.
- FG-ECP-A can also be installed in the same circuit with analogue water and/or acids cables.
- Up to 10 FG-ECP-A (10 addresses) can be connected to a FG-ALS8 circuit;
- Up to 4 FG-ECP-A (4 addresses) can be connected to a FG-ALS4 circuit;
- One FG-ECP-A (one address only) can be connected to a FG-A control panel.
- In the schematic, INPUT corresponds to the TTK BUS 8723 cable coming from the control unit; OUTPUT corresponds to the TTK BUS 8723 cable leaving towards the following FG-ECP-A.
- On the last FG-ECP-A point sensor, two shunts (A&B; C&D) on the OUTPUT side must be made.

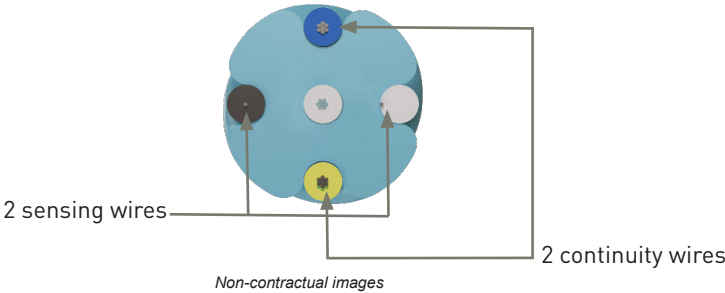


# Product Information



## FG-ECS Sense Cable Cutting View

2 communication wires and 2 detection and location wires



# Product View



FG-ECP-A in U-shape



FG-ECP-A in L-shape



FG-ECP-A Customised Version  
Attention: Sense cable is to be ordered sepearted. The sensor length and jumper length are to be precised when ordering.



FG-ECP-A with stainless steel probes

# Identification Codes

FG-ECP-AU	Analog Point Sensor in U-shape for Water Detection
FG-ECP-AL	Analog Point Sensor in L-shape for Water Detection
FG-ECP-AM	Analog Point Sensor Stainless Steel Probes for Water Detection
FG-ECP-A Customised Version	Including 2 Following Elements: <ul style="list-style-type: none"><li>• FG-ECP: Enclosure</li><li>• FG-ECS Sense Cable: at a Specified Length</li></ul>

# Certification



This brochure has been carefully prepared to ensure technical accuracy but is only intended for promotional use. TTK cannot guarantee that the information contained herein contains no errors or omissions, and hence does not accept responsibility related to the use of its equipment. TTK maintain its obligations set forth in the Standard Terms and Conditions of Sale and will not, under any circumstances, assume liability for any incidental damages, indirect or consequential, arising from the sale, resale, use or misuse of this project. The purchaser(s) accept their responsibility as the sole judge(s) of the adaptability of the product for the intended use. FG-NET, FG-SYS and TOPSurveillance are trademarks of TTK S.A.S. © TTK 2025

- TTK UK Ltd. / 3 Luke Street / London EC2A 4PX / United Kingdom / T : +44 207 729 6002 / F : +44 207 729 6003 / [www.ttkuk.com](http://www.ttkuk.com) / [sales@ttkuk.com](mailto:sales@ttkuk.com)
- TTK Pte Ltd. / #09-05, Shenton House, 3 Shenton Way / Singapore 068805 / T: +65.6220.2068 / M: +65.9271.6191 / F: +65-6220.2026 / [www.ttk.sg](http://www.ttk.sg) / [info@ttk.sg](mailto:info@ttk.sg)
- TTK Asia Ltd. / 2107-2108 Kai Tak Commercial Building / 317 Des Voeux Road Central / Hongkong / T: +852.2858.7128 / F: +852.2858.8428 / [www.ttkasia.com](http://www.ttkasia.com) / [info@ttkasia.com](mailto:info@ttkasia.com)
- TTK Middle East FZCO / Building 6EA, Office 510 PO Box 54925 / Dubai Airport Free Zone / UAE / T: +971 4 70 17 553 / M: +971 50 259 66 29 / [www.ttkuk.com](http://www.ttkuk.com) / [cgalliche@ttk.fr](mailto:cgalliche@ttk.fr)
- TTK Headquarters / 19, rue du Général Foy / 75008 Paris / France / T : +33.1.56.76.90.10 / F : +33.1.55.90.62.15 / [www.ttk.fr](http://www.ttk.fr) / [ventes@ttk.fr](mailto:ventes@ttk.fr)